



# Extend Your Outdoor Living.

Scenix™ porch windows with retractable screens — a whole new way to enjoy the outdoors.



[www.LARSONdoors.com](http://www.LARSONdoors.com)



# Stretch Out the Seasons

## Enjoy the outdoors, inside

Ideal for screen porch replacement, enclosing an open porch or for new construction, the innovative Scenix™ porch windows create a comfortable space, stretching out the seasons.

## Easy ventilation

The patented dual sash panels are uniquely designed to optimize natural airflow and comfort. Screen Away® retractable screen technology lets fresh air in and keeps the bugs out.



## Modern. Innovative. Inviting.

- **Retractable screens with Screen Away®**  
Top and bottom Screen Away® retractable screens provide convenient ventilation. Tempered glass is 4X stronger than regular glass. Solarshield glass upgrade offers increased comfort and blocks up to 76% of harmful UV Rays. Choose from standard fiberglass screen or upgrade to 4-in-1 screen for superior strength, better insect protection, enhanced solar protection and improved comfort.
- **Counter balanced, tempered glass panels**  
Quad pulley balance system ensures smooth operation
- **Easy to install**  
Requires a handful of screws and minimal supplies
- **Deters moisture**  
Functions as an extension of the outdoors — appropriate only for non-heated, non-air conditioned spaces




**SCREEN  
AWAY**



## Innovative Design

Scenix porch windows with retractable screens feature a unique, patented design that ensure safe and reliable operation.



Quad pulley balance system for smooth and reliable operation



Stainless steel aircraft cable supports the counterbalanced sashes for easy ventilation



Dual sashes with weatherstrip and interlocking rail create a tight seal



Sash lock and 3/16" tempered glass for added protection




## Available Colors

White

Sandstone

Brown


Black



Bronze



Grey



Clear

# GLASSTINTS

# Customize Your Porch

Scenix offers styles, colors and sizes to transform your porch for a whole new way to enjoy the outdoors.

## Porch Windows with Retractable Screens

Scenix porch windows are available in four colors and sizes listed below. Upgrades include a 4-in-1 screen option and Solarshield Grey or Bronze tint glass.

### Standard sizes

(White only)

44-1/2"W x 72"H    44-1/2"W x 84"H

56-1/2"W x 72"H    56-1/2"W x 84"H

68-1/2"W x 72"H    68-1/2"W x 84"H

### Custom sizes

(White, Sandstone, Brown, Black)

Rough opening widths from 24"W to 72"W

Rough opening heights from 30"H to 96"H

Optional Angel Ventlock Window Operating Control Devices help prevent accidental falls by children, and may be required by local building codes. Tested to meet ASTM F2090 2008/2010. Specify when ordering.



## Fixed Glass Panel

Scenix full tempered glass panel is designed to fit openings like knee walls, transoms and sidelites or where extra light is desired. Upgrade to Solarshield Grey or Bronze tint glass.

### Custom sizes

(White, Sandstone, Brown, Black)

Rough opening widths from 12"W to 72"W

Rough opening heights from 12"H to 96"H

20 square feet maximum size.

(square feet = (width x height)/144)





## Three steps to order

Now you're ready to prep and measure your porch. Here are the three steps needed to place your Scenix window order.

### 1 Prep it.

If necessary, build out your porch structure by adding supporting posts and framing up your window openings.

### 2 Measure it.

**Width:** Start at the surface of the jambs where the window will be mounted. Measure from the top, middle and bottom.

**Height:** From the high point of the window, measure from the left, center and right side of the rough opening.

**Depth:** Be sure to allow at least 2-1/2" of opening depth for your Scenix window.

NOTE: Each Scenix™ porch window must be mounted between a support beam on each side. For example, if your open space is 12 feet wide, you would install at least one post in the middle of the opening. From there, measure the rough openings (spaces) that are created when you added the post.

### 3 Order it.

When placing your order, provide rough opening sizes. Use the smallest width and height and round down to the nearest 1/8". For manufacturing purposes, the actual window size will be 1/2" smaller in width and height than the ordered size.



Live outside longer.

[www.LARSONdoors.com/Scenix](http://www.LARSONdoors.com/Scenix)

Scenix™ porch windows with retractable screens are designed for areas that function as an extension of the outdoors and are appropriate only for non-heated, non-air conditioned spaces. Scenix™ windows are designed to deter some, but not all moisture. Classified for use in AAMA/NPEA/NSA 2100-12 Category II sunrooms. Refer to your local building code requirements specific to your location.

©2019 Larson Manufacturing Company 0952735

